


VDK 熔断保险丝

VDK FUSED FUSE



优良品质 · 诚信经营

一起携手 · 共创辉煌

VDKC0603FS FAST ACTING FUSE

DESCRIPTIONS

VDKC0603FS Series are fast acting fuse, The chip fuses set the industry standard for performance, reliability and quality. The solder-free design provides excellent on-off and temperature cycling characteristics and also makes our chip fuses more heat and shock tolerant than typical subminiature fuses.

FEATURES

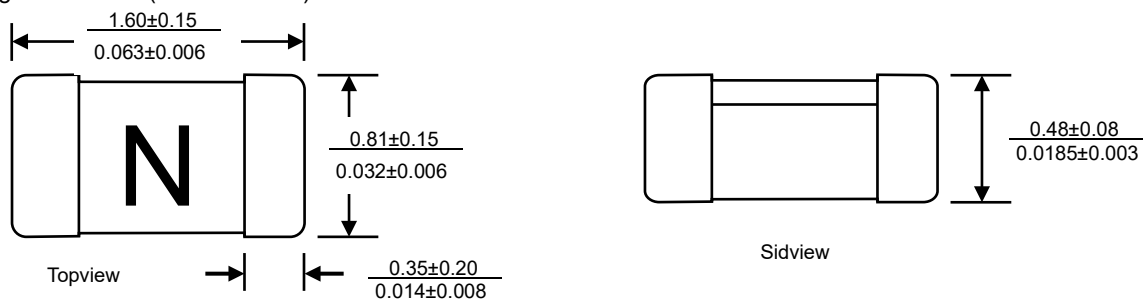
- Compatible with reflow and wave solder
- Excellent environmental integrity
- One time positive disconnect
- Lead Free and Halogen free material

ELECTRICAL CHARACTERISTICS


Rated Current	1.0In	2.5In
250mA~8A	4 hour min	5 sec max

DIMENSIONS

Drawing not to scale (Unit: mm/inch)



AGENCY APPROVALS

AGENCY	AGENCY FILE NUMBER
	E486200

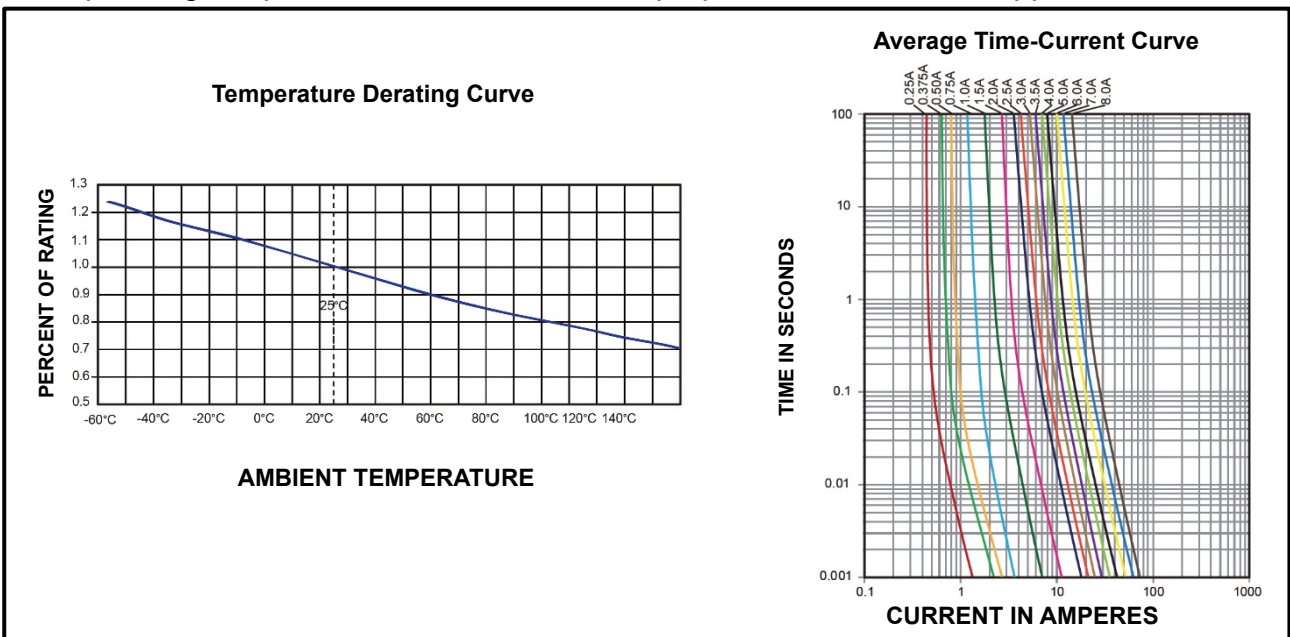
PERFORMANCE SPECIFICATIONS

Part No.	Rated Voltage DC	Rated Current (A)	Breaking Capacity ¹	Typical Cold Resistance (mOhms) ²	Typical Voltage Drop (mV)	Typical Pre-Arcing I ² t (A ² Sec) ³	Alpha Marking
VDKC0603-0250FS	32V	0.250	50A	3250	893	0.00042	D
VDKC0603-0375FS		0.375		1800	587	0.00093	E
VDKC0603-0500FS		0.500		1070	582	0.001	F
VDKC0603-0750FS		0.750		470	427	0.009	G
VDKC0603-1100FS		1		250	335	0.011	B
VDKC0603-1150FS		1.5		150	270	0.045	H
VDKC0603-1200FS		2		78	160	0.115	K
VDKC0603-1250FS		2.5		49	145	0.14	L
VDKC0603-1300FS		3		35	130	0.21	O
VDKC0603-1350FS		3.5		28	130	0.50	R
VDKC0603-1400FS		4		18	120	0.56	S
VDKC0603-1500FS		5		14	110	1.2	T
VDKC0603-1600FS		6		11	110	1.7	V
VDKC0603-1700FS		7		9.5	80	2.3	X
VDKC0603-1800FS		8		7.0	75	3.0	Z

- * DC Interrupting Rating (Measured at rated voltage, time constant of less than 50 microseconds, battery source)
- * DC Cold Resistance are measured at <10% of rated current in ambient temperature of 25degrees
- * Typical Pre-arching I²t are measured at 10I_n Current

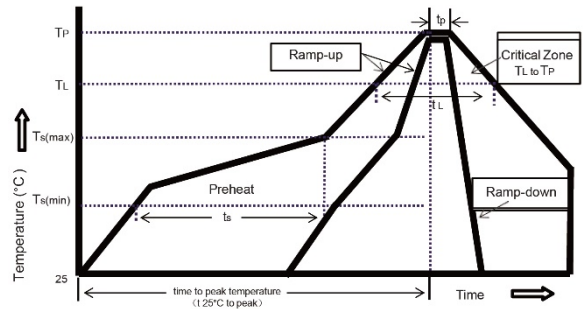
ENVIRONMENTAL CHARACTERISTIC

- Normal ambient temperature: 23+/-3°C
- Operating temperature: -55 ~ 150°C, with proper correction factor applied



SOLDERING PARAMETERS

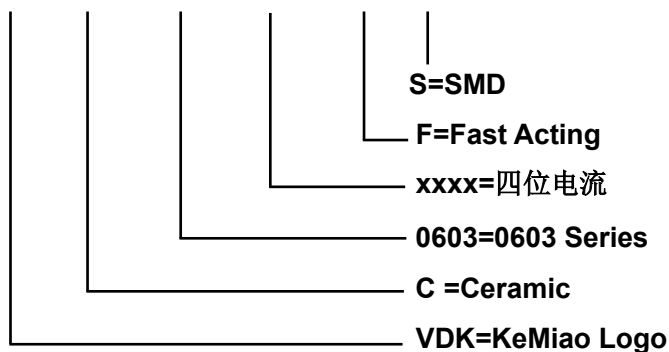
Profile Feature		Lead(Pb) free solder
Preheat and soak	-Temperature min (T_{smin})	150°C
	-Temperature max (T_{smax})	200°C
	-Time (T_{smin} to T_{smax}) (ts)	60~120 Secs
Average ramp up rate T_{smax} to T_P		3°C/Secs Max
Liquidous temperature (T_L) Time at liquidous (t_L)		217°C 60~150 Secs
Peak package body temperature (T_P)		260°C
Time (t_p) within 5°C of the specified classification temperature (T_C)		30 Secs
Average ramp-down rate (T_P to T_{smax})		6°C/Secs Max
Time (25°C to Peak Temperature)		8 Minutes Max



Soldering Method		Parameter
Wave solder	Reservoir temperature	260°C
	Time in reservoir	10 Secs max
Infrared reflow	Temperature	260°C
	Time	30 Secs max

PACKING

No.	Quantity & Packaging Code
VDKC0603FS	5000 fuses/reel 8mm tape-and-reel on a 7 inch (178mm) reel per EIA Standard 481

PART NUMBERING SYSTEM
VDK C 0603-xxxx F S

OTHERS

- If in use beyond the requirements of the specifications, must pass through the mutual confirmation!
- If the specification is not appropriate, must through consultation between the two sides and by the company to modify.
- It could be in conformance with another file which made by our company.